

Lake Kegonsa

Fish Camp Launch

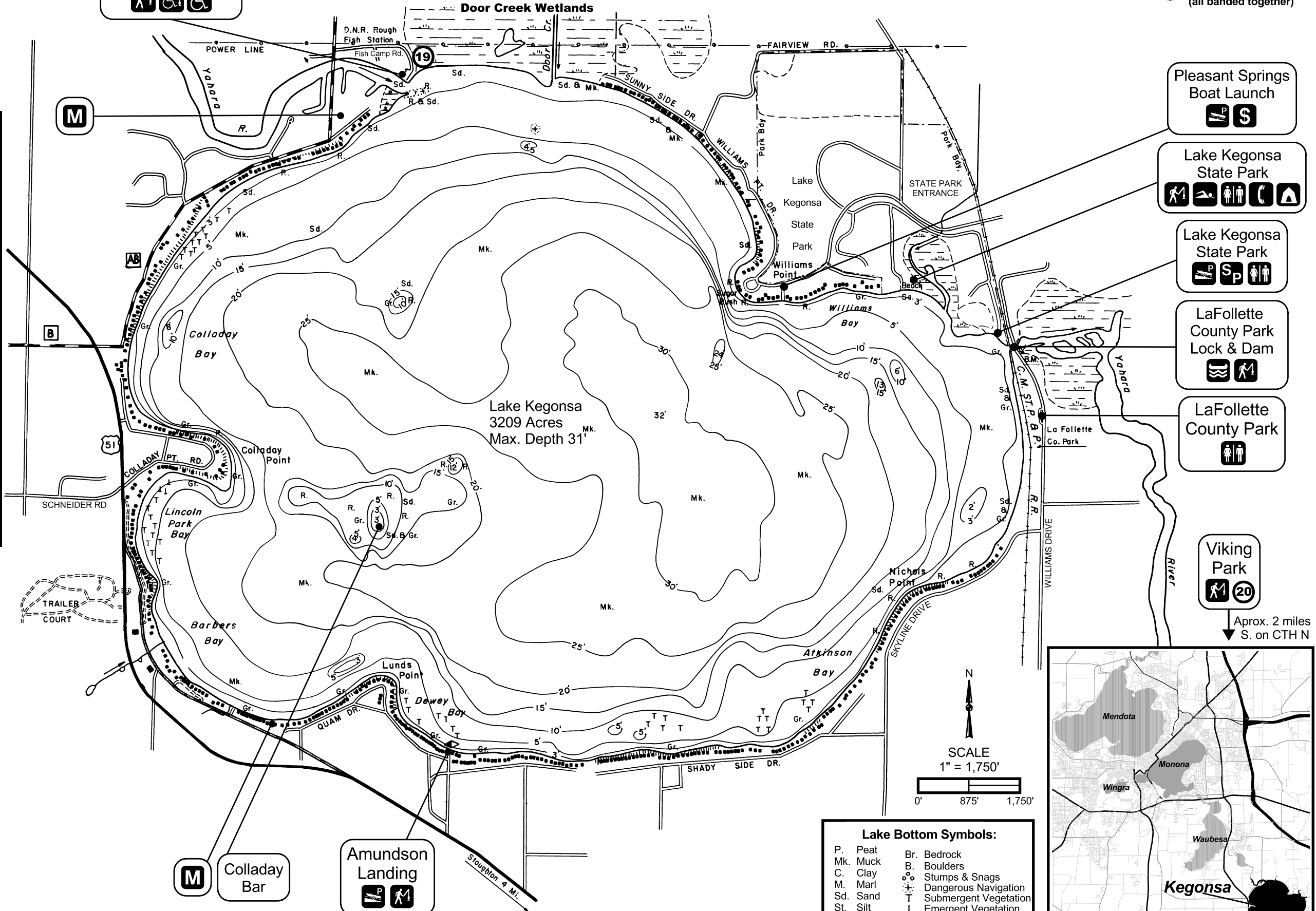
For Fish Crib Locations please contact the Wisconsin Department of Natural Resources Fish Manager: (608) 273-5946

What is a Fish Crib?
 Wood Pallets
 Cement Blocks
 (all banded together)

KEY: Contact, Facility and Access Data Revised 2003

- Improved Boat Launch, Parking Lot
- Boat Launch, No Parking Lot
- Carry-In Canoe/Small Boat Site
- Walk-In Fishing Access
- Fishing Pier
- Accessible Fishing Pier
- Accessible Boat Launch
- Seasonal Restroom
- State Park Permit Required
- Launch Fee Required
- Public Phone
- Camping
- Beach
- Marina
- Shore Fishing Location*

* For a detailed description of each 'Shore Fishing Location'; refer to "Shore Fishing on the Madison Area Lakes." Available, free of charge from the Yahara Fishing Club & Dane County Parks.



Pleasant Springs Boat Launch

Lake Kegonsa State Park

Lake Kegonsa State Park

LaFollette County Park Lock & Dam

LaFollette County Park

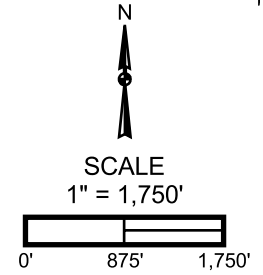
Viking Park

Aprox. 2 miles S. on CTH N

Species of Fish	Abundant	Common	Present
Muskie			X
N. Pike		X	
Walleye		X	
L.M. Bass		X	
S.M. Bass			X
Panfish	X		
Trout			

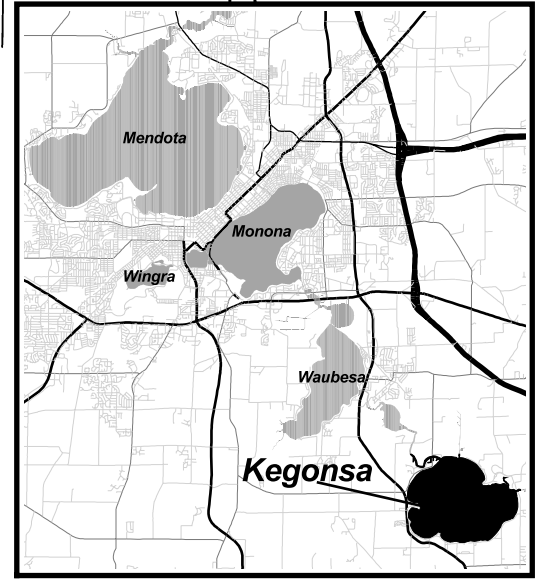
Lake Maps are not intended for navigation purposes.

Original Lake Survey Map produced by The Department of Natural Resources, in cooperation with Dane County Public Works. Sonar Recordings - 1980



Lake Bottom Symbols:

P. Peat	Br. Bedrock
Mk. Muck	B. Boulders
C. Clay	Stumps & Snags
M. Marl	Dangerous Navigation
Sd. Sand	Submergent Vegetation
St. Silt	Emergent Vegetation
Gr. Gravel	Floating Vegetation
R. Rubble	Brush Shelters



For Free Distribution Only

Rules of Dane County Lakes

City and County launch permits are available at launch sites. All state park launch sites require a state park permit at all times. Parking regulations are strictly enforced. Avoid a fine and park only in designated spaces and display proper launch permits.

**200 FOOT
SLOW NO WAKE ZONE**
SLOW DOWN, YOU'RE IN THE ZONE

Within 200 feet of any shore on Lakes Mendota, Monona, Waubesa and Kegonsa, boaters must travel at slow-no-wake, defined as operating your boat no faster than the minimum speed at which you can maintain steerage. State boating laws also require slow-no wake speeds within 100 feet of docks, rafts, and piers on **all** lakes. Personal Water Craft (PWC) must operate at slow-no wake speeds within 100 feet of all other watercraft, including other PWCs, and slow-no-wake within 200 feet of shore on **all** lakes.

When two motorboats approach each other, each boat should bear right and pass the other boat on its left. When two motorboats approach each other in a crossing situation, the boat on the right has the right of way. When a motorboat and a muscle-propelled boat or boat under sail approach each other, the motorboat yields the right-of-way. A boat may overtake and pass another boat on either side if it can be done safely, but the overtaking boat shall always yield the right-of-way to the boat being overtaken.

Navigation lights are required from sunset to sunrise and during limited visibility. Motorboats must have a red/green light on the bow and a white light on the stern. Non-motorized boats must carry, and display in time to avoid a collision, a white light, such as a spotlight or lantern. PWCs may not be used between sunset and sunrise.

You must be at least 10 years old and accompanied by an adult to operate a motorboat, and 16 years old to operate a PWC (see Wisconsin Boating Regulations).

A Coast Guard approved personal flotation device (PFD) of proper size for the intended wearer is required for every person on all boats, including inflatables. Boats 16 feet or longer (except canoes and kayaks) must also have at least one throwable PFD on board, such as a buoyant cushion or ring buoy. PWC operators and riders must wear their PFDs at all times. Because materials used in PFDs deteriorate over time, they lose their buoyancy. Make sure that your PFDs are serviceable, accessible and fit!

It is unlawful:

- to operate a motorboat at unsafe speeds for the conditions;
- to create hazardous wakes;

- to operate a boat while intoxicated (most boating accidents are alcohol related);
- for any boat or water skier to approach closer than 100 feet from any swimmer or skin diver flag, unless the boat is accompanying the swimmer or part of the skin diving operation.

Operation of motorized vehicles on icebound lakes may require special permits and flotation. Requirements vary depending on vehicle weight and the lake. For information on requirements, inspections, and permits, call the Dane County Sheriff's Marine and Trail Enforcement Bureau at 608-284-6878.

This is not a complete set of boating laws. Contact the Dane County Sheriff's office or a local conservation warden with additional questions.

Invasives



Eurasian Water Milfoil and Zebra Mussel

Invasive species disrupt the natural balance of our lakes by competing with native species and have negative ecological, economic, and recreational consequences. Boaters can unknowingly spread exotics to other water bodies as boats, trailers, and water storage areas can harbor unwanted invasives. Help keep invasive species, like the Eurasian water milfoil and zebra mussels out of our lakes and streams as well as **ALL** Wisconsin waters by following these simple precautions.

- Drain all water from your boat and trailer, including live wells, bait buckets, bilges and engine compartments **on land**. Never dump water, bait or fish from one water body into another.
- Wash your boat and let it dry for several days before using it in another lake. Inspect boat hulls, props, trailers and other equipment and scrape off any attached zebra mussels. Young zebra mussel adults attached to boat hulls feel gritty or grainy and are difficult to see. They can also attach to weeds (native or invasive), so it is very important to clean all mud and plant matter from your boating equipment (including canoes).
- Tip up outboard engines to drain cooling passages or flush the motor cooling system with hot water using special "motor muffs" available at your local marina or boating equipment store.
- Learn about invasives, infestations, and what you can do at www.co.dane.wi.us/commissions/lakes.

Madison Fishing Expo is offering a \$200 reward for information leading to the arrest and conviction of persons intentionally damaging navigational and regulatory buoys on Dane County waterways. Call (608) 246-3888 with information.

Safety

- Life jackets work best when you WEAR THEM.
- Before boating, read and understand the laws and local ordinances of each lake.
- Don't drink and drive on land *or* water. Alcohol absorbs more quickly into your system on warm, sunny days.
- Be alert to changes in the weather.
- Be aware of speed-restricted areas. Speed is a major factor in boating collisions.
- A fire extinguisher is required for all motorboats except outboards of open construction.
- The battery must be secured and both terminals covered.
- The boat registration number must be current and displayed, and the number certificate must be on board.

Boater Safety Classes Smart boaters are safer boaters.

- Wisconsin DNR 608-275-3266
www.dnr.state.wi.us/org/es/enforcement
- Madison Sail and Power Squadron 608-846-8088
www.usps.org/localusps/madison
- U.S. Coast Guard Auxiliary 608-241-8716
www.cgaux.org
- Dane County Sheriff Marine and Trail Enforcement Bureau 608-284-6878 www.danesherriff.com

Vessel Safety Check

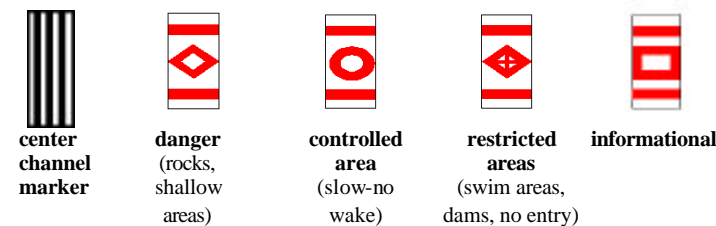
Madison Sail and Power Squadron 608-850-5192
U.S. Coast Guard Auxiliary 608-241-8716

At the Tenney Locks:

1. Shut off motors while in the locks.
2. Keep your hands, feet, etc., inside the boat and remain seated. Boats will move around inside the locks while the water level changes.
3. Hang onto the chains provided on the walls of the lock chambers to help keep your boat in position.
4. No smoking is allowed in the lock chambers.
5. Stay in your boat.

Dane County's 2003 budget established a lock use fee. For lock hours and lock use fee details, call 266-4364 or go to www.co.dane.wi.us/pubworks/lakes/tenneylockshours.htm

Green and red buoys mark the edges of the channel. In flowing water, keep the red buoy on the right side of your boat when traveling upstream. Always stay in the channel for safest passage. Never boat in a restricted area (swim areas). White and black vertical stripes show the center of the channel. Pass close on the right side of this buoy.



Contact Info

Emergency911 (*911 from a cell phone)

Boating Violations (excessive speed, noise, etc.)

Wisconsin Department of Natural Resources800-TIP-WDNR
Dane County Sheriff.....255-2345

Dane County Sheriff's Marine and Trail Enforcement Bureau

Marine Radio (Call "Sheriff's boat.").....Channel 16
Non-emergency (leave message).....284-6878

Department of Natural Resources

Weed spraying, aquatic plant and lakes management ...275-3329
Fisheries management273-5946
Shoreline alteration permit, wetland disturbance.....275-3208
Conservation Wardens, boat registration information and forms, rule books, etc.....275-3266

Dane County Lakes and Watershed Commission.....267-0118

Dane County Public Works Department.....266-4018

Tenney Park locks, lake levels, weed harvesting

Tenney Locks (Summer months).....266-4364

Dane County Zoning Division266-4266

shoreline, floodplain and wetland zoning; erosion control and stormwater in Dane County townships

Erosion Control and Stormwater Management

in Dane County townships266-4266
Other municipalitiescheck with individual municipality
agricultural erosion control224-3730

City of Madison Public Health Department.....294-5356

beach monitoring information

24-hour Spill and Environmental Hazard800-943-0003

City of Madison spills266-4821

Parks

City of Madison.....266-4711
TDD.....267-4980
City of Monona Recreation222-4167
Dane County Parks Department (V/TTY)246-3896
Take a Stake in the Lakes information224-3601
Other municipal parkscall municipality
Governor Nelson State Park.....831-3005
Lake Kegonsa State Park.....873-9695
Capital Springs Centennial State Park and Recreation Area224-3606

Lake maps courtesy of:

